

Product Enhancements

July 2018

Platform Release 2018.4 • Mobile App 4.1.2

Here's a quick look at the latest features available for Brainshark customers!

LEARNING

- Learning Badges
- 'My Courses' and 'My Curriculums' Page Enhancements
- Learning Enhancements

CONTENT

- Hide Brainshark Branding in the Current UI
- Authors Copy Presentations in the Current UI
- 'Set Permissions' and 'Set Groups' Page Enhancements
- 'Set Members' Page Enhancements

MY TEAM DASHBOARD

- Main Dashboard - Filter by Activities
- Group Card Leaderboard
- 'View All Members' Page Filters
- 'Data Refresh' Time Displayed on Footer

COACHING

- Activity Creators can Save Leaderboard Content
- Screen Recorder Chrome Extension Enhancement

REPORTING

- Restrict Report Access by User
- 'Curriculum Enrollment' Report Enhancement

ADMINISTRATION

- 'Delete User' Process Enhancements

MOBILE APP (4.1.2)

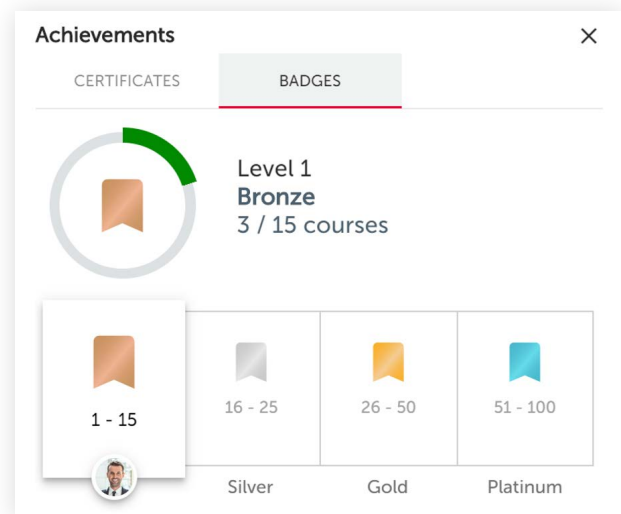
- Managing Notifications
- Machine Analysis Alert Message
- Learning Badges
- 'No Activity' Messages

LEARNING

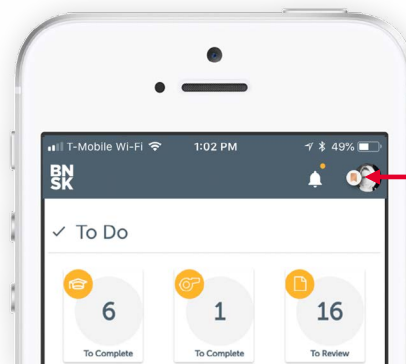
Learning Badges

Users can now earn badges for completing courses throughout their learning path.

- A user's progress is tracked by learning levels – determined by how many courses they've completed. As learners complete the required number of courses for a level, they will be rewarded for their achievements with a new badge and advance to the next level.



Level	# of Completed Courses	Badge
1	1-15	Bronze
2	16-25	Silver
3	26-50	Gold
4	51-100	Platinum



A user will see their badge in their Progress Tracker and their mobile app

LEARNING CONTINUED

'My Courses' and 'My Curriculums' Page Enhancements

The 'My Courses' and 'My Curriculums' pages have been redesigned for a more modern look and are now combined into a single page to provide an improved, simplified user experience.

Learning Authors can now:

- View and edit from a single page
- View all courses in a curriculum
- Update fields on multiple items at one time

New Page Design

Title	Created by	Topic	Created	Status	Folder	Open	Expires	Enrolled	Incomp.	Complete	Total En.	Actions
Product Certification	Chris Jones	-	03/27/2018	-	classroom	Yes	-	11	2	0	13	
Customer Value	Chris Jones	-	03/27/2018	Active	classroom	Yes	-	15	0	0	15	
Product Features	Chris Jones	-	03/27/2018	Active	classroom	Yes	-	12	1	0	13	Edit Course
Product Certification	Chris Jones	-	03/27/2018	Active	classroom	Yes	07/13/2018	15	0	0	15	View Course
Facultar 5500 Sales Training	Chris Jones	-	03/13/2018	Active	classroom	Yes	-	8	0	2	10	Enroll Myself
Welcome to the Team!	Chris Jones	-	03/13/2018	Active	classroom	Yes	-	0	0	0	0	Enroll Students
Facultar 5500 - Dashboard	Chris Jones	-	03/09/2018	Active	TRG One	Yes	-	12	1	0	13	Email Invitations
Service Offerings	Chris Jones	-	03/06/2018	Active	classroom	Yes	-	6	0	1	7	Send Reminders
Onboarding	Chris Jones	-	03/06/2018	Active	classroom	Yes	-	11	0	0	11	Manage Reminders
Customer Success	Chris Jones	-	02/26/2018	Active	classroom	Yes	-	1	0	0	1	Archive Course
Objection Handling	Chris Jones	-	02/26/2018	Expired	classroom	Yes	03/21/2018	6	0	0	6	View Curriculums

Learning Enhancements

Due Dates:

- Edit due date on course and curriculum enrollments
- Authors will receive an alert if the selected due date has passed

Search & Sort:

- Sort options on My Enrollments remembered on next visit
- Allow user to clear search results on My Enrollments and Course Catalog

Learning Progress Tracker:

- The alert bell in the collapsed progress tracker navigation has been removed when the progress tracker is expanded. It will continue to display when the progress tracker is collapsed.

Other Improvements:

- The review button has been added on completed courses and curriculum details
- Indicate on curriculum details when course is expired
- Hover text on course / curriculum titles on My Enrollments and Course Catalog

CONTENT

Hide Brainshark Branding in the Current UI

The ability to disable Brainshark viewer branding is now available on the most current UI. Disabling Brainshark viewer branding will hide the following links from the main dropdown menu:

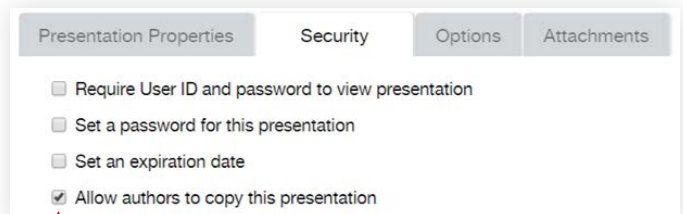
- Help & Training
- Support
- Customer Hub
- Product Suggestions



Authors can Copy Presentations in the Current UI

Authors can now copy another author's presentation to their folder – making it easier to repurpose existing content.

- To enable this, the author must choose 'Allow authors to copy this presentation' in a presentation's Security settings. When enabled, authors who have the same permissions in the same folder will see the 'Copy to folder' option in the 'More' submenu in the 'Home' tab for that presentation.



Allow authors to copy this presentation

'Set Permissions' and 'Set Groups' Page Enhancements

When adding a new user, CAdmins will now see the 'Cancel' and 'Continue' buttons at the top of the page – this way, they don't have to scroll to the bottom of the page to continue or cancel.

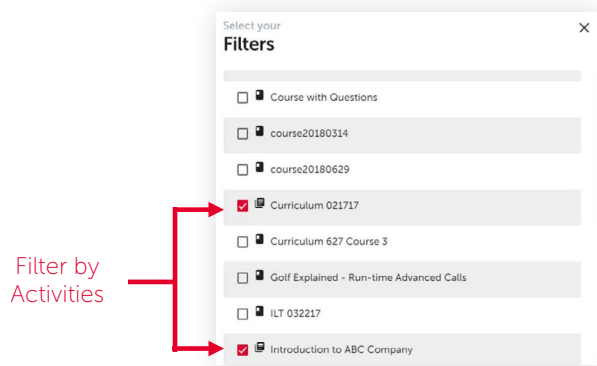
'Set Members' Page Enhancements

CAdmins will now have the ability to view the status of group members and hide inactive users. They will see the 'Include inactive users' checkbox and new 'Status' column in the 'Set Members' page. This will give them the ability to view the status of their group members and hide inactive users.

TEAM DASHBOARDS

Main Dashboard - Filter by Activities

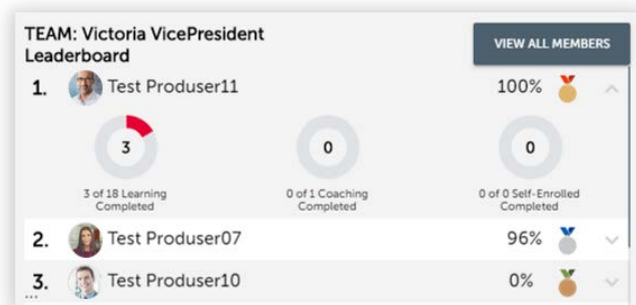
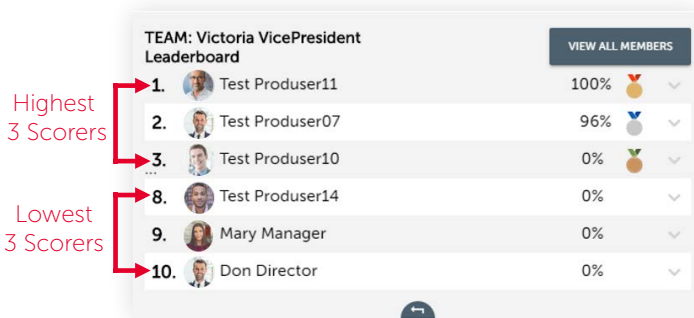
A 'filter by' section has been added to the main dashboard to allow users to filter by specific activities. Now, Administrators and Group Managers can select multiple coaching activities, courses and curriculums to filter their results by the data they want to see most.



Group Card Leaderboard

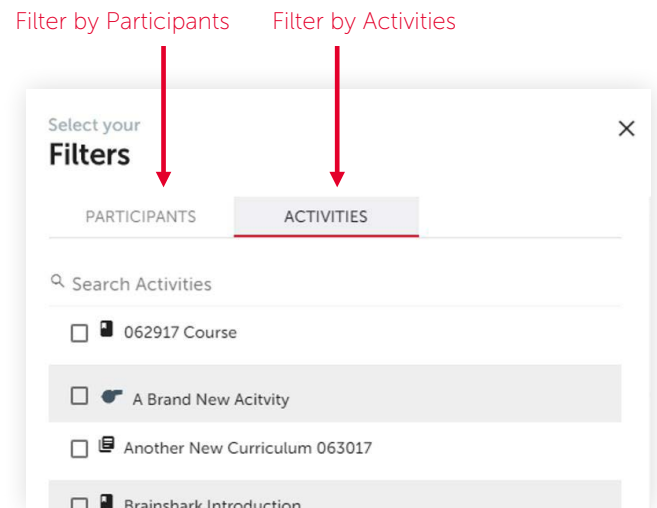
Group cards on the main team dashboard now have an arrow icon at the bottom that flips the card over and displays a team leaderboard.

- The leaderboard shows the completion details of the highest 3 scorers and the lowest 3 scorers
- By clicking the dropdown arrow next to a member's score, you can access an expanded view of their completion details



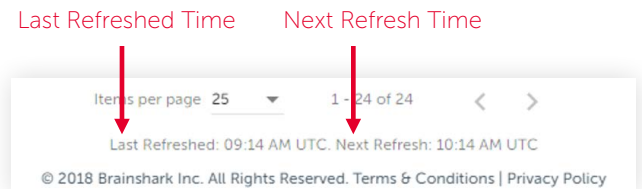
'View All Members' Page Filters

A 'filter by' section has been added to the 'View All Members' page of the team dashboards. Now, users can filter their data by selecting specific participants or activities.



'Data Refresh' Time Displayed on Page Footer

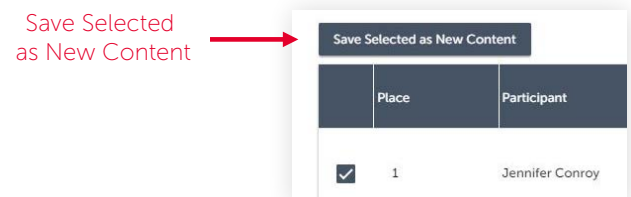
Team dashboard data is updated once per hour, on the hour. Now, the 'Last Refreshed' and 'Next Refresh' times are displayed on the page footer so users can quickly find out the last time it was updated and when it will update next.



COACHING

Activity Creators can Save Content from the Leaderboard

Activity creators can now save content from the coaching leaderboard to capture best practices and repurpose them – a feature that was previously only available to Head Coaches.



COACHING CONTINUED

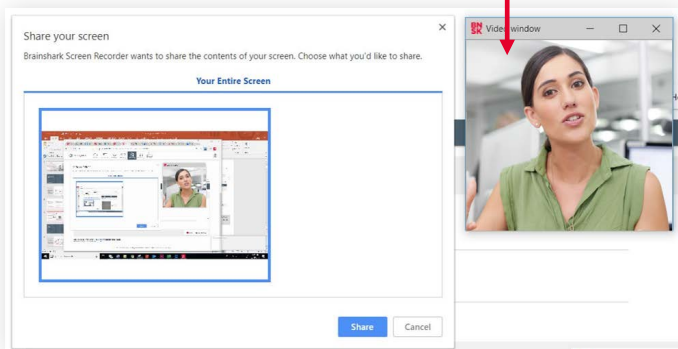
Screen Recorder Chrome Extension Enhancement

Webcam Video Window Added

Coaching users using the Brainshark Screen Recorder Chrome Extension will now have the option of including a video webcam window - allowing them to show both their screen and a video of themselves presenting simultaneously.

- This enhancement to the Chrome Extension creates parity with the downloadable screen recorder app for Windows so reps have a consistent experience in both Windows and non-Windows environments
- Note: Users who have already downloaded the Brainshark Screen Recorder Chrome Extension must either update the extension or uninstall and reinstall

Webcam Video Window



REPORTING

Restrict Report Access by User

For organizations that want to allow users to create content/courses but not view reports, a new User Profile field has been added to give them the option to restrict reporting access by user. This new setting increases the security of the organization's data and can be enabled or disabled on a per-user basis.

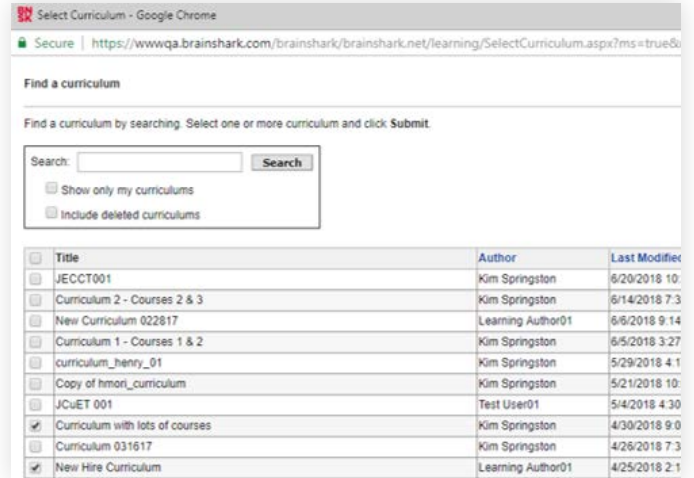
User can access Reporting

- When unselected, the user will not be able to view the Reporting tab or the Report link in Edit Presentation
- The 'My Transcript' report is still available for all users through learning
- The new user profile field is updateable through the User Bulk Import

'Curriculum Enrollment' Report Enhancement

Select Multiple Curriculums at Once

When running a Curriculum Enrollment report, users can now select multiple curriculums to be included at once – saving them time by preventing them from having to run separate reports for each curriculum.

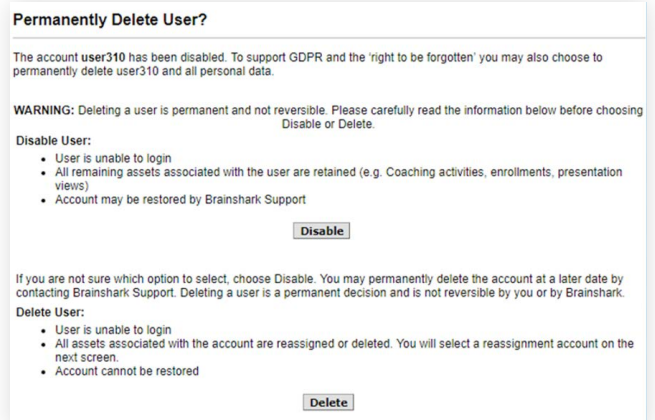


ADMINISTRATION

'Delete User' Process Enhancements

The 'Delete User' process has been updated to provide better messaging, more control over reassignment of assets to the Company Administrator and a report of deleted users.

- During the deletion process, users may now select an account to reassign the assets that were previously assigned to the CAdmin, such as coaching activities
- Additionally, a 'Deleted Users' report is available for CAdmins to view deleted and disabled user accounts. Note: only accounts deleted after July 21st will be displayed on the report.



MOBILE APP

Managing Notifications

Improvements to the notifications section of the mobile app allows users easily delete notifications or mark them as unread.

Machine Analysis Alert Message

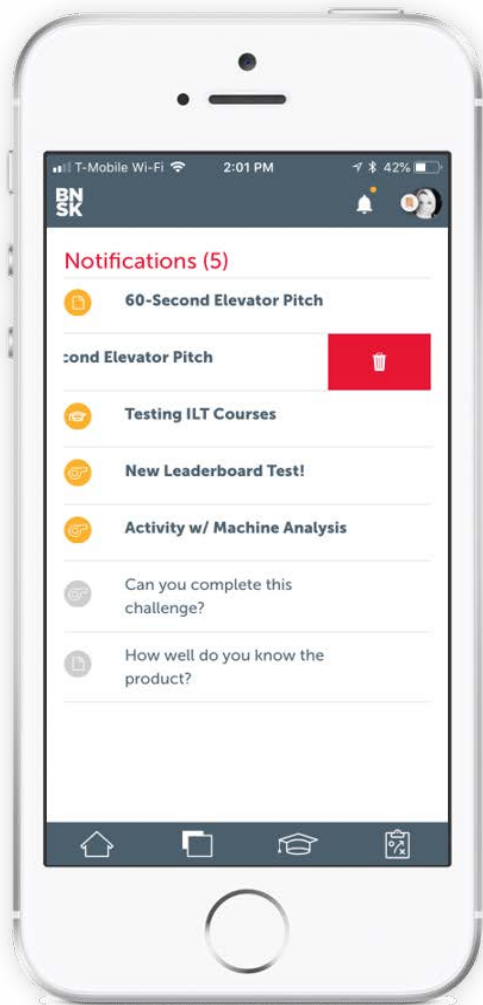
If Machine Analysis is enabled on a Coaching activity, participants will now see an alert message that tells them to respond to the activity from their desktop or mobile browser.

Learning Badges

Learning badges will display next to a user's profile picture indicating the badge they've achieved.

'No Activity' Messages

If a user doesn't have any Coaching activities to take or review, a message will appear in the coaching section of their app to inform them that there is nothing to be completed/reviewed.



BRAINSHARK

Learn More: [Brainshark Customer Hub](#)
Provide Feedback: [Brainshark Innovation Forum](#)